

AGOA BUSINESS CONNECTOR

INTRODUCTION

The **AGOA Business Connector** is an online platform and forms part of the **AGOA.info** web portal, developed by the **Trade Law Centre (tralac)** in 2001. The overall aim of the **AGOA Business Connector** is to assist with facilitating trade connections between Sub-Saharan Africa (SSA) and United States (U.S.) businesses, leveraging the benefits and opportunities provided through the U.S. **African Growth and Opportunity Act (AGOA)** legislation. It allows registered users to showcase their import and export oriented business or trade related service, while taking advantage of the international recognition, awareness, and sizable user-base, of the **AGOA.info** web portal. **There is no cost attached to this service.**

WHO SHOULD REGISTER ON THE AGOA BUSINESS CONNECTOR?

It is widely recognized that trade and investment opportunities between the **United States** and **Sub-Saharan Africa** remain under-utilized and often untapped. While trading goods and services internationally can be a complex and challenging undertaking, the benefits of trade can hold much opportunity and reward.

The **AGOA Business Connector** recognizes that international trade involves many facets and role-players, each playing an important role in the successful conclusion of international trade transactions. With this in mind, the online platform provides a space for businesses and service providers in each of these spheres to showcase their entities, and make connections.

STAKEHOLDERS

Producers, manufacturers, exporters

Sector Associations

US Retailers and Importers

Clearing agents

Agro-processors

Training providers

Sourcing agents

Resources and Mining

Distribution services

Business Chambers

Embassies and Consulates



Logistics (air, sea, land)

Legal services

Travel services

IT services

Financial services

Marketing

Consultants

Wholesalers

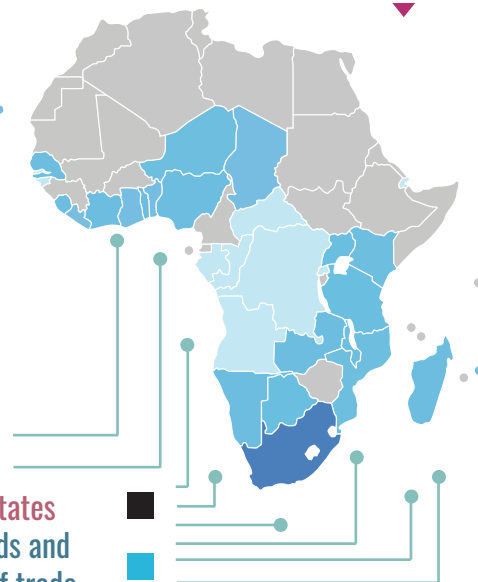
Advisory services

Product design houses

Lobbyists

Telecommunication services

AGOA ELIGIBILITY 2023

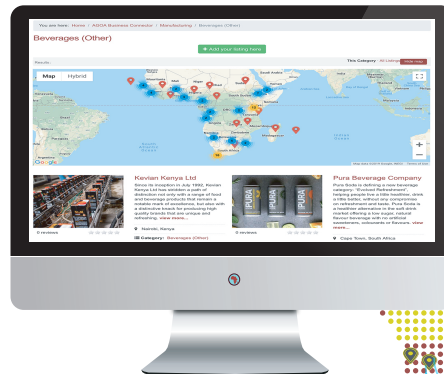
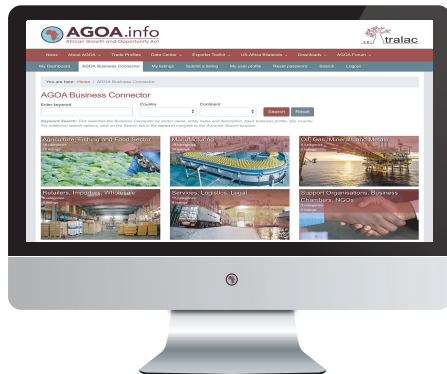


35 AGOA BENEFICIARY COUNTRIES (2023)

Angola, Benin, Botswana, Cabo Verde, Chad, Central African Republic, Comores, Congo Republic, Côte d'Ivoire, Djibouti, Eswatini, Gabon, Gambia, Ghana, Guinea Bissau, Kenya, Lesotho, Liberia, Madagascar, Malawi, Mali, Mauritius, Mozambique, Namibia, Niger, Nigeria, Rwanda, São Tomé and Príncipe, Senegal, Sierra Leone, South Africa, Tanzania, Togo, Uganda, Zambia

"The AGOA Business Connector aims to help bring together the various parties involved in United States - Africa trade, including entities in production, sourcing and distribution of agricultural and manufactured goods, but also stakeholders in the trade-related services sectors, wholesale and retailer, support agencies such as trade associations and business chambers, as well as trade development agencies and Consulates / Embassies."

- View business profiles
- Download marketing and product material
- View social media profiles
- Registered users can contact business through messaging facility
- Get location and contact details
- Search for business listings by sector, location and other criteria
- Map projection of all listings
- Categories & sub-categories: agricultural, manufacturing, services, logistics and related support sectors

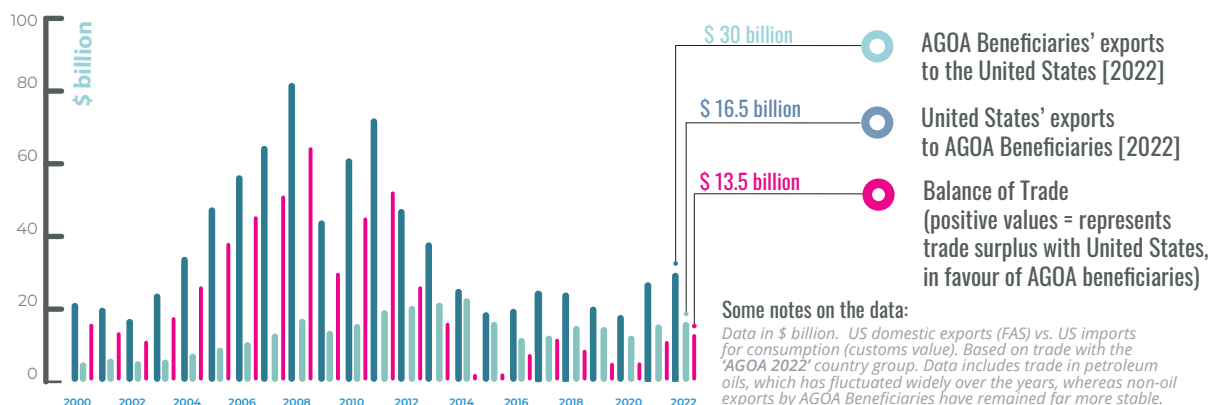


- Register on AGOA.info: www.AGOA.info/create
- List your business on the AGOA Business Connector: www.AGOA.info/connect

Useful links to additional resources on www.AGOA.info



UNITED STATES' TRADE IN GOODS WITH AGOA BENEFICIARY COUNTRIES SINCE THE BEGINNING OF AGOA IN 2000



AGOA eligible exports

Over the past 5 years, 34% of AGOA beneficiary countries' combined exports to the United States utilized AGOA/GSP (duty-free) preferences when entering the United States. Still, less than 1% of total U.S. imports are sourced from AGOA beneficiary countries.

AGOA beneficiary countries' combined exports to the United States, by programme, since 2000 | \$ billion

	2000	2001	2002	2003	2004	2005	2006	2007	2008	2009	2010	2011	2012	2013	2014	2015	2016	2017	2018	2019	2020	2021	2022
Exports under AGOA	0	7.6	8.4	13.2	22	33	36	42	56	28	38.5	52	33	25	12	8	9	12.7	10.6	7.1	3	5.7	9.4
Exports under GSP	3.5	3.1	3.5	4.7	4.5	5.4	8.1	8.8	9.9	5.5	5.4	2	2.1	2	2.4	1.3	1.2	1.3	1.3	1.1	0.9	0.7	0.7
No preferences claimed	18.2	9.7	5.5	6.4	7.9	9.9	12.5	13.9	16	10.8	17.5	18.4	12.9	11.4	11.2	9.9	9.7	11.4	12.1	11.6	14	20.2	19.9
TOTAL exports to United States	21.7	20.4	17.3	24.3	34.4	48	57	65	82	44.3	61.5	72.5	47.6	38.3	25.5	19.2	20	24.9	24	19.8	17.9	26.7	30

Data in \$ billion. Source: Extracted from USITC Dataweb database. Totals may not perfectly correspond due to rounding